

How to download and get set up on the ASKFIRST APP

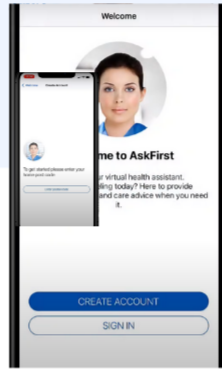


Download

Download the ASKFIRST APP, you can select the link below which will take you directly to the app store:
<http://online.to.askfirst>

Alternatively you may wish to proceed using a desktop, to do so you need to find your practice website and select the 'Askfirst' widget on the right hand corner of the home page

01

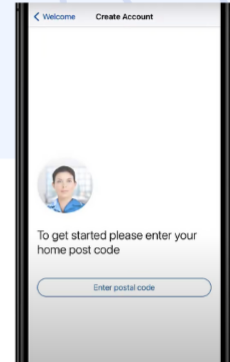


Create account

Once the app is downloaded or you have selected the widget on the website.

Select 'Create account'

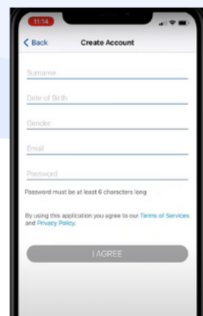
02



Postcode

To get started and find your local practice, you will need to enter your home postcode.

03



Personal details

Next you need to enter some personal details: surname, date of birth, gender, email and password.

Be sure to read the 'Privacy policy' and 'Terms of use' before selecting 'I agree'

04

All done

Your account should now be successfully setup.

05